

The Smartest Choice For Seamless Innovation

SUPER NARROW BEZEL DISPLAY 47WV30/47WV30B



VIDEO WALL


SLIMMER BEZEL & DEPTH

6.3-mm thick and 91-mm deep. The slim bezels create powerful and impactful video walls that can be easily installed, maintained and managed.



LED LOW POWER CONSUMPTION

By using LED panels without mercury or other harmful substances, 47WV30 Series is eco-friendlier than any of its competitors. Most of all, 47WV30 Series consumes less energy.



SHINE-OUT

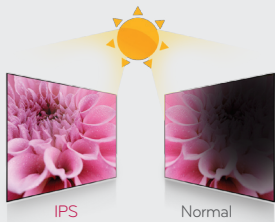
Perfect fit for window display by reflecting away the sunlight for best image visibility and clearer display under direct sunlight than conventional panel.



IPS SUPERB PICTURE QUALITY

NO BLACKENING DEFECT


Hardly affected by light or heat, hence no blackening.



If outdoor temperature is 30°(86°F)
Surface temperature of display is 85°(185°F)

TRUE WIDE

No color changes or distortion from any viewing angle



Color Change avg.@60°
Gamma Change avg.@60°


STABLE PANEL

When touch the screen, it can also display consistently with leaving no mark.



SIZE PREMIUM

47W is 10% larger than 46W, and the gap amounts to 8.4"



SUPER NARROW BEZEL DISPLAY 47WV30 / 47WV30B



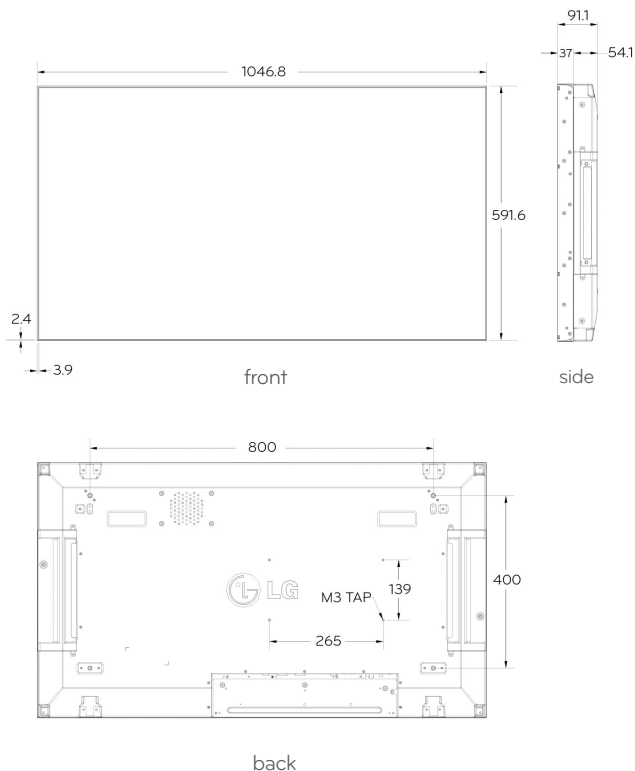
- Brightness : 800nit(47WV30), 500nit(47WV30B)
- Shine-Out (47WV30)
- Direct LED
- Super Narrow Bezel(Bezel to Bezel):6.3mm
- USB playback is simple, easy solution without additional cost.
- 24 hours / 7 days Operation Support



FEATURES

- Direct LED
- Panel Size : 47"
- Bezel to Bezel Size : 6.3mm
- Slim Depth : 91mm
- Power Consumption
160W(Typ), 30% ↓ (compared to competitor)
- Tile Mode : 15X15
- USB Playback → Low cost media player
- Hi Tni : 110°C (Competitors: 75°C)
- Shine-Out(47WV30) → High Visibility

DIMENSION



SPECIFICATIONS

47WV30 | 47WV30B

	47WV30	47WV30B
PANEL	Screen Size	47"
	Panel Technology	IPS (LED BLU)
	Aspect Ratio	16 : 9
	Native Resolution	1366 x 768(HD)
	Brightness	800cd/m ² 500cd/m ²
	Contrast Ratio	1,300:1
	Dynamic CR	500,000 : 1
	Viewing Angle(H x V)	178 x 178
	Response Time	12ms(G to G)
	CONNECTIVITY	Input (Rear)
Digital		DVI, HDMI/DVI with HDCP
Analog		Component(BNC), RGB
Audio		RGB/DVI Audio, Component Audio(RCA)
External Control		RS232C, RJ45, IR Receiver
USB		Yes (x1)
Output (Rear)		
Digital	DVI without HDCP	
Analog	RGB	
Audio	External Speaker	
External Control	RS232C	
PHYSICAL SPECIFICATION	Bezel Width	3.9(left/top) / 2.4(right/bottom) mm
Monitor Dimension(W x H x D)		104.68cm X 59.16cm X 9.11cm
Weight(head)		29kg(63.93lb)
Packed Weight		34kg
VESA™ Standard Mount Interface		800 x 400
SPECIAL FEATURES	Additional	Temp sensor, 15X15 Tile mode, 2 types of Handle, Shine out, USB playback
ENVIRONMENT CONDITIONS	Operation Temperature	0°C ~ 40°C
	Operation Humidity	10% ~ 80%
POWER	Power Supply	100-240V~, 50/60Hz
	Power Consumption	
	Typical	160W(Typ)
	DPMS	1.0W(RGB), 1.0W(HDMI)
	Power Off	0.5W
STANDARD(CERTIFICATION)	Safety	UL / c-UL / CB / TUV / KC
	EMC	FCC / CE / KCC
	ErP / Energy Star	Yes / Yes
MEDIA PLAYER COMPATIBILITY	Slot PC compatible (optional)	No
	External Media player Attachable	Yes
SOFTWARE COMPATIBILITY	Supersign Compatibility	Elite-s
ACCESSORY	Included	Remocon, Power Cable, RGB Cable, DVI Cable, Manual(CD), Bolt(8Unit), IR Receiver, Guide Bracket
	Optional	Wall Mount

※ Image may differ slightly from actual product. Specifications are subject to change without prior notice.